

New York State Timber Harvest Statistics

2019 NYS Industrial Timber Harvest Production and Consumption Report

The DEC Forest Utilization Program has recently completed its annual look at the type, volume, and use of the 2019 New York State industrial timber harvest.

The following are a few highlights:

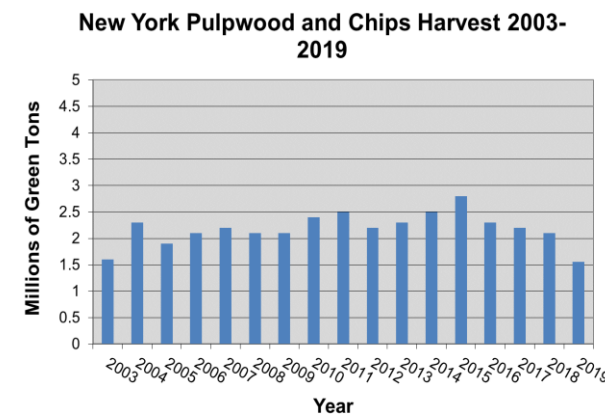
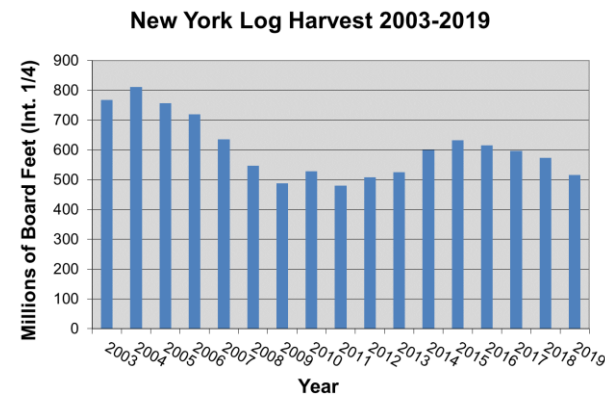
-Total timber harvest production level was 124 million cubic feet. The primary products produced were logs (517 MMbf) and pulpwood & chips (1.6 MM green tons).

--More than 91% of New York's log harvest was comprised of just eight species: sugar maple, white ash, red maple, red oak, black cherry, white pine, white oak and red pine. Sugar maple alone accounted for more than one-half of total log production.

--Approximately 17% of New York's production was exported. (67% logs/ 33% pulpwood & chips). About 62% of export volume was shipped to Canada, with the balance going to mostly direct neighbor states.

The complete report is available on-line:

https://www.dec.ny.gov/docs/lands_forests_pdf/timberharvestreport.pdf
or by contacting the Forest Utilization Program directly.



DEC Regional Forestry Offices Contact Information

REGION 1
SUNY@Stonybrook
50 Circle Rd.
Stony Brook, NY 11790
(631) 444-0354

REGION 2
1 Hunters Point Plaza
47-40 21st St.
Long Island City, NY 11101
(718) 482-4900

REGION 3
21 South Putt Corners Rd.
New Paltz, NY 12561
(845) 256-3000

REGION 4
1130 North Westcott Rd.
Schenectady, NY 12306
(518) 357-2355

65561 State Rte. 10, Suite
1 Stamford, New York
12167 (607) 652-7365

REGION 5
1115 State Rte. 86, PO Box
296 Ray Brook, NY 12977
(518) 897-1200

232 Golf Course Rd.
Warrensburg, NY 12885
(518) 623-1200

701 S. Main St.
Northville, NY 12134
(518) 863-4545

REGION 6
317 Washington St.
Watertown, NY 13601
(315) 785-2239

6739 US Highway 11
Potsdam, NY 13676
(315) 265-3090

225 N. Main St.
Herkimer, NY 13350
(315) 866-6330

REGION 7
1285 Fisher Ave.
Cortland, NY 13045
(607) 753-3095, Ext. 221

P.O. Box 594
2715 State Rte. 80
Sherburne, NY 13460
(607) 674-4017

REGION 8
7291 Coon Rd.
Bath, NY 14810
(607) 776-2165

REGION 9
182 E. Union St., Suite 3
Allegany, NY 14760
(716) 372-0645

Stumpage Price Report

Summer 2021/ #99

The **Stumpage Price Report** is published semi-annually (January/July) by:



DIVISION OF LANDS AND FORESTS
625 Broadway, 5th Floor, Albany, NY 12233-4250
P: (518) 402-9405 | F: (518) 402-9028 | landsforest@dec.ny.gov
www.dec.ny.gov

Report prices are provided to DEC voluntarily by various buyers and sellers of standing timber in four price-reporting regions. Prices should be considered historical since the reports provided reflect prices paid over a six-month period previous to the printing of this report. They are intended to serve **ONLY AS A GUIDE** in understanding the market value of timber. The actual market value of timber can be significantly influenced by many factors, some of which are provided below. Reported prices likely reflect the influence of these factors to varying degrees. The report is not intended to substitute for an appraisal or other determination of value by a forest professional. Use of this report for any purpose other than as a rough guide to standing timber values should be done with caution.

Some Factors Affecting Value of Standing Timber

1. Timber quality
2. Volume to be harvested per acre
3. Variability of terrain
4. Market demand
5. Distance to market
6. Season of year
7. Distance to public roads
8. Costs of harvesting
9. Size of timber
10. Species mix
11. Type of logging equipment
12. Landowner requirements for harvest
13. Landowner knowledge of values
14. Insurance costs
15. Performance bond and other requirements

Definitions:

Low Price Range - reported range of the absolute lowest price paid by survey respondents over the last six months.

Average Price Range - reported range of the average price paid for "middle quality" timber by survey respondents over the last six months.

High Price Range - reported range of the absolute highest price paid by survey respondents over the last six months.

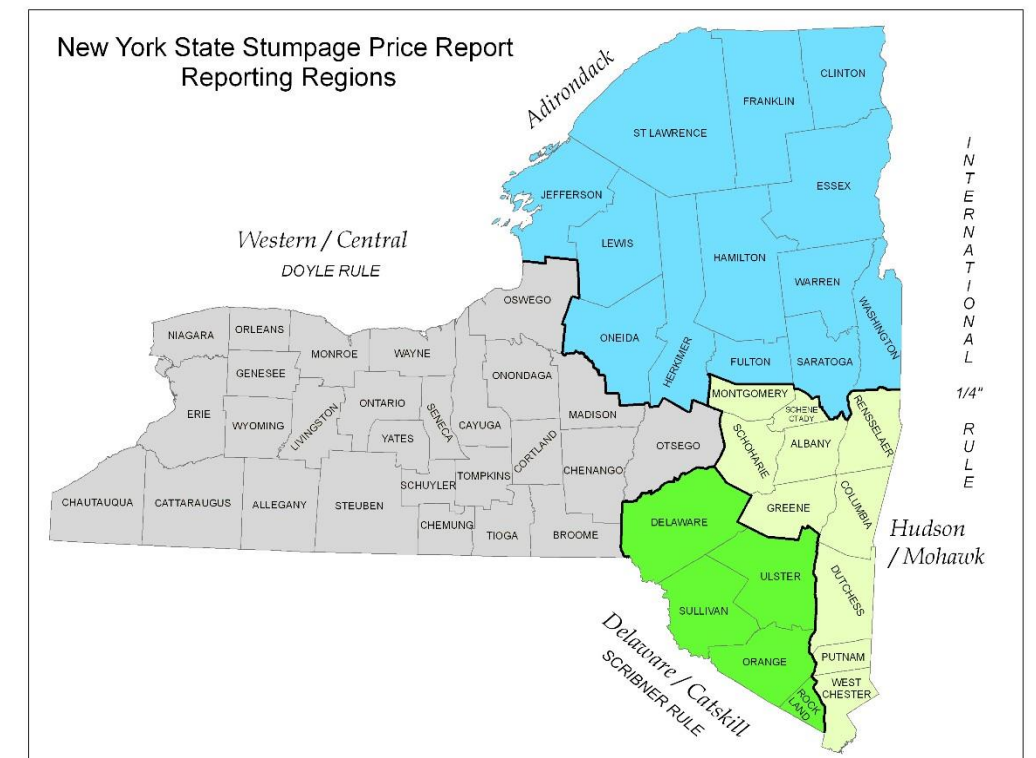
Median - One half of reported prices are higher and one-half are lower than this price figure.

Doyle, International 1/4" and Scribner Rules - Provide an estimated volume in board feet of a given tree or stand of trees. In most cases, each rule will provide a different volume estimate when applied to identical trees. Each region of the state has a most commonly used rule, but the use of other rules in a region is possible.

* all price figures in this cell were produced from less than 20 survey responses.

** all price figures in this cell were produced from less than 5 survey responses.

NR—No Report



Species	Western/Central <i>Doyle Rule</i>			Adirondack <i>International 1/4" Rule</i>			Hudson/Mohawk <i>International 1/4" Rule</i>			Delaware/Catskill <i>Scribner Rule</i>			New York State Stumpage Price Report Summer 2021/#99
	Low Price Range (Median)	Average Price Range (Median)	High Price Range (Median)	Low Price Range (Median)	Average Price Range (Median)	High Price Range (Median)	Low Price Range (Median)	Average Price Range (Median)	High Price Range (Median)	Low Price Range (Median)	Average Price Range (Median)	High Price Range (Median)	
Most Common Species													
Ash, White	150-708* (400)	400-882* (575)	496-1108* (650)	100-200* (150)	150-535* (250)	225-400* (275)	200-321* (261)	250-429* (339)	300-500* (400)	NR	NR	NR	Sawtimber Price (Including Veneer and Poles) Dollars per Thousand Board Feet
Cherry, Black	400-702* (600)	500-1234* (800)	600-1776* (1100)	150-325* (250)	200-675* (350)	300-500* (450)	357-357* (357)	571-571* (571)	714-714* (714)	NR	NR	NR	
Maple, Red (Soft)	150-500* (350)	350-600* (464)	450-800* (582)	100-200* (150)	125-485* (230)	175-525* (250)	NR	NR	NR	NR	NR	NR	
Maple, Sugar (Hard)	250-900* (594)	525-1581* (875)	700-2298* (1150)	225-350* (335)	350-825* (438)	425-600* (488)	357-357* (357)	714-714* (714)	1071-1071* (1071)	NR	NR	NR	
Oak, Red	250-600* (400)	375-835* (635)	500-1116* (750)	175-375* (300)	250-500* (450)	375-600* (513)	200-357* (279)	400-464* (432)	500-571* (536)	NR	NR	NR	
Pine, White	80-122** (100)	150-175* (151)	168-250** (225)	80-125* (100)	100-150* (120)	120-180* (130)	60-60* (60)	64-80* (72)	80-80* (80)	NR	NR	NR	
Less Common Species													
Aspen	35-35** (35)	38-38** (38)	40-40** (40)	30-50* (35)	40-65* (50)	50-80* (55)	NR	NR	NR	NR	NR	NR	
Basswood	75-248* (93)	150-434* (200)	200-600** (496)	40-80* (50)	50-100* (60)	75-200* (90)	NR	250-250* (250)	357-357* (357)	NR	NR	NR	
Beech	NR	NR	NR	25-30* (30)	30-95* (40)	50-125* (50)	NR	NR	NR	NR	NR	NR	
Birch, Yellow	75-297** (248)	150-372** (324)	352-496** (424)	125-250* (200)	175-350* (300)	225-400* (350)	NR	NR	NR	NR	NR	NR	
Birch, White	NR	NR	NR	125-250* (200)	90-600* (300)	225-400* (350)	NR	NR	NR	NR	NR	NR	
Birch, Black	75-248** (165)	150-372** (265)	225-496** (365)	NR	NR	NR	NR	NR	NR	NR	NR	NR	
Butternut	NR	NR	NR	NR	NR	NR	NR	NR	NR	NR	NR	NR	
Hemlock	35-80** (50)	55-120** (78)	75-200** (110)	30-50* (40)	40-65* (50)	55-100* (75)	NR	36-36* (36)	NR	NR	NR	NR	
Hickory (spp.)	50-200** (113)	75-300* (150)	100-400** (288)	50-75** (60)	50-285* (100)	125-150** (150)	NR	NR	NR	NR	NR	NR	
Larch	75-350** (150)	155-425** (200)	240-500** (250)	NR	NR	NR	NR	NR	NR	NR	NR	NR	
Oak, Chestnut	300-350** (325)	475-600** (500)	650-800** (725)	30-250* (238)	50-400* (350)	100-500* (400)	200-200* (200)	250-250* (250)	400-400* (400)	NR	NR	NR	
Oak, White	200-800* (450)	325-900* (675)	450-1000* (900)	125-350* (275)	175-450* (350)	200-550* (450)	200-429* (314)	300-714* (507)	400-857* (629)	NR	NR	NR	
Oak, Black	150-300** (225)	225-400** (313)	300-600** (400)	NR	NR	NR	NR	NR	NR	NR	NR	NR	
Pine, Red	135-142** (140)	176-227** (200)	235-280** (260)	35-60** (45)	40-100* (70)	75-150** (75)	NR	NR	NR	NR	NR	NR	
Spruce (spp.)	100-248** (214)	175-281** (237)	244-334** (270)	75-90** (90)	80-120* (100)	110-125** (110)	NR	NR	NR	NR	NR	NR	
Tulip Poplar	100-200** (200)	200-325** (263)	300-450** (450)	NR	NR	NR	NR	NR	NR	NR	NR	NR	
Walnut, Black	550-2000** (800)	850-3000** (1025)	1150-4000** (1500)	NR	NR	NR	NR	NR	NR	NR	NR	NR	
Cordwood Price Dollars per Standard Cord													
Aspen	NR	10-10** (10)	NR	5-10** (5)	5-13* (5)	5-15** (9)	NR	NR	NR	NR	NR	NR	
Hemlock	50-50** (50)	75-75** (75)	100-100** (100)	10-10* (10)	10-15* (12)	13-15* (15)	NR	NR	NR	NR	NR	NR	
Mixed N. Hardwoods	21-21** (21)	24-24** (24)	27-27** (27)	6-12* (10)	10-15* (12)	12-16* (15)	7-7* (7)	5-14* (10)	NR	NR	NR	NR	
Pine	12-12** (12)	15-15** (15)	18-18** (18)	1-4* (2)	1-5* (2)	2-6* (4)	NR	NR	NR	NR	NR	NR	
Spruce/Fir	NR	15-15** (15)	NR	3-10** (4)	5-13* (8)	6-12** (10)	NR	NR	NR	NR	NR	NR	
Firewood	NR	NR	NR	8-15** (11)	10-15* (13)	14-20* (15)	7-7* (7)	5-14* (10)	NR	NR	NR	NR	
Mixed Chips	NR	NR	NR	NR	NR	NR	NR	NR	NR	NR	NR	NR	
												Dollars per Green Ton	